



The artist within – Applied eMOTION

Dance and art expression in formal and non-formal education for developing entrepreneur skills – best practice sharing between sectors and methods

Hungarian Association for Expressive Arts and Dance Therapy

www.ikte.hu, <https://www.facebook.com/IKTEgyesulet>, info@ikte.hu

Partners: IKTE – ARM-BG – CRN Berlin – EURO-NET – SAN – Theater Vision

Agreement number: 14/KA2AE/SZ/2263

Final Evaluation

Identification of the training	
Title of the training	2nd training: Workshop of “Storytelling and cartoons” Potenza, Italy
Host institution	EURO-NET, Italy, info@euro-network.eu
Partners	IKTE, Hungary – ARM-BG, Bulgaria – CRN Berlin, Germany – EURO-NET, Italy – SAN, Poland – Theater Vision, Germany
Dates of the Training	28/06/2015 – 06/07/2015

Profile of the participants

<p>Occupation (if applicable). If unemployed/student: what was your former job/what are you studying?</p>	<ul style="list-style-type: none"> - Deputy program manager - Intercultural trainer - Educator for children - Youth trainer - Animator and youth leader - Animator for different associations - 2 Youth workers - Association teacher - Trainer, Therapist - Art therapist, Group leader - Speech therapist and psychologist - Clown for old people - Social worker - Theatre therapist - Intercultural trainer - Project manager and trainer - Nurse and dance educator - NGO worker - Social worker and graphic designer - Officer in bank - Worker in NGO - Graphic designer for an NGO
--	--

Information and motivation

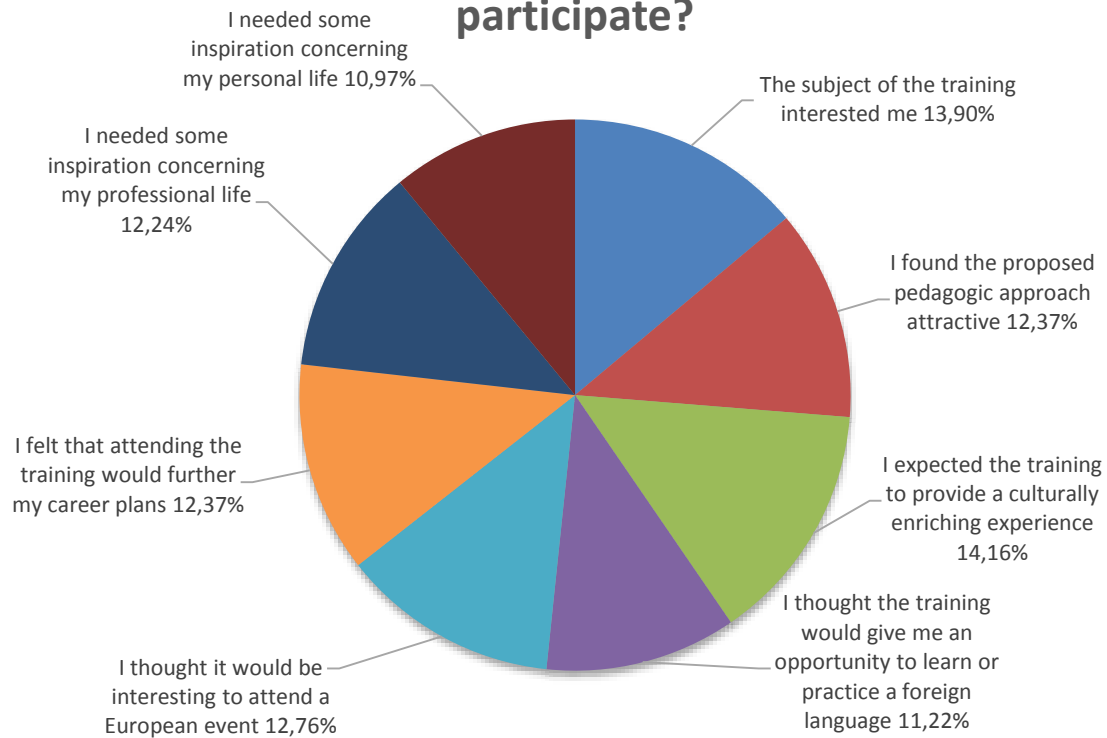
How did you hear about the training?

- Training organiser (12 persons)
- Erasmus+ project partner (8 persons)
- Other (please specify): from IKTE organisation, from internet, from Sophie (3 persons)



DIFFERENT ASPECTS OF THE PROGRAMME: FROM 1 “POOR” TO 5 “EXCELLENT”

Which were the factors which motivated you to participate?

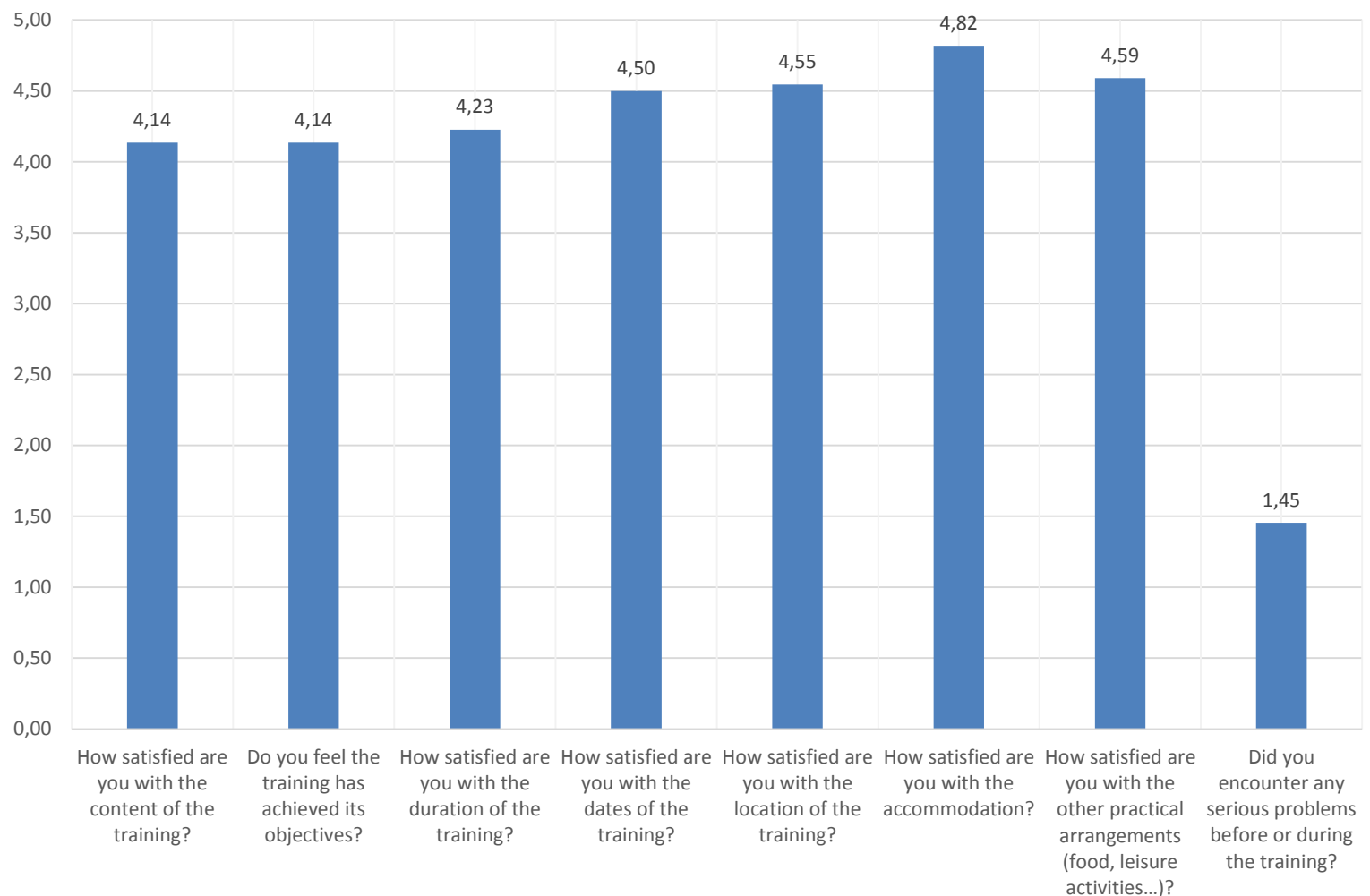


Other factors for participation:

- story-telling, story boarding and cartoon-making (2)
- intercultural teaching for refugees and migrants
- part of the project, I came to give also support
- participant of the first workshop I had a great interest
- as organiser of other training in the programme
- to help my NGO more professionally



Personal experience



Please specify the problem(s), if any:

- Some problem with the software
- Food and accommodation organised by us
- Some thecnical difficulties
- More days to finish my animation
- More time to adjust my digital creation

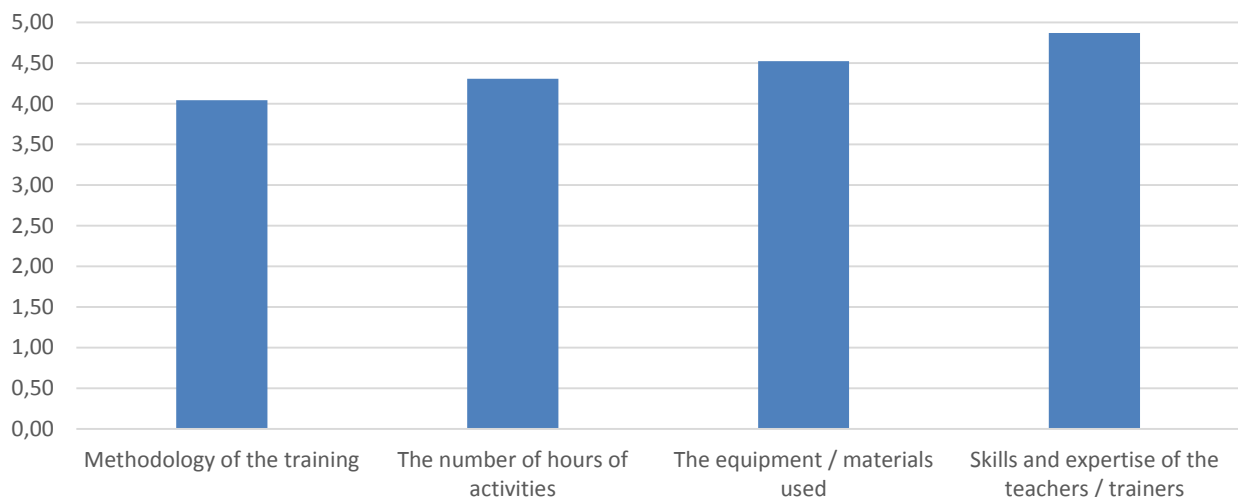


Learning outcomes

Did the training meet your expectations, in terms of...



How satisfied are you with the training activities and the following aspects?



What was the exercise / theme that you liked the most?

- Stop motion exercise in flash
- Story line creation. It was a part of twining which helped me organise knowledge the most
- I liked the most part with practical training in flash



- Storytelling
- The brainstorming about pilot activities
- I liked very much the storytelling exercise
- Making storyboard and talking about it
- The subgroups discussions and plenary sessions
- Animation process in flash
- Animation movies, working with special software for it, encourage digital tools using an artistic ways of creating issues
- Storytelling. It helps me a lot for my professional practise and as well for my own development in my career. Storytelling gave me a clear beginning and clear ending for a topic
- I liked the more advanced animation techniques the most
- The basic exercise of a boy using a ball was the most enjoyable for me, as it showed practically how movement was created. On the more professional side, practicing the storyboarding was also very interesting and useful – for it further usage as a means for work with refugees
- Visual obtaining storytelling skills. Working knowledge on animation software processing. Better orientation on possibilities using visual storytelling & animation software programs
- How to organise the storytelling
- I liked the gradual though sometimes faster than I could follow progressing to more and more complicated animation storytelling. All of them were good!
- The exercise to paint and move the girl and the dog. Collect ideas to following activities
- The most challenging for me was to create my personal animation in flash and put my ideas in a film
- How to do flash-animation. More group activities like in the beginning, for more fun and learning to work together on a project
- I was looking forward for the stop-motion (actually that was my major reason to come here), but we didn't do that, what I really deplore. So storytelling was the theme I like most (despite I had a lot of pre-knowledge in that)
- When we spoke in small groups about storytelling & animation can be used in our helping professions. Animating movement (girl jumping) it was great to have a guideline & work a long it by myself
- I really liked that we had storytelling, I was happy when finally we all did the exercises together. I enjoyed working on group project & both at others' as well. One small group was excellent, diverse and international which I made it even more interesting and creative. The teachers' skills were great & also their personalists (achieved Gianluca)
- I really likes the subgroups' when we had to cooperate with each other and build a new story of our different ideas. I liked very much when we worked in international groups with different background, different language, different way of thinking

What did you like the least? Is there something that you would have changed in the programme?

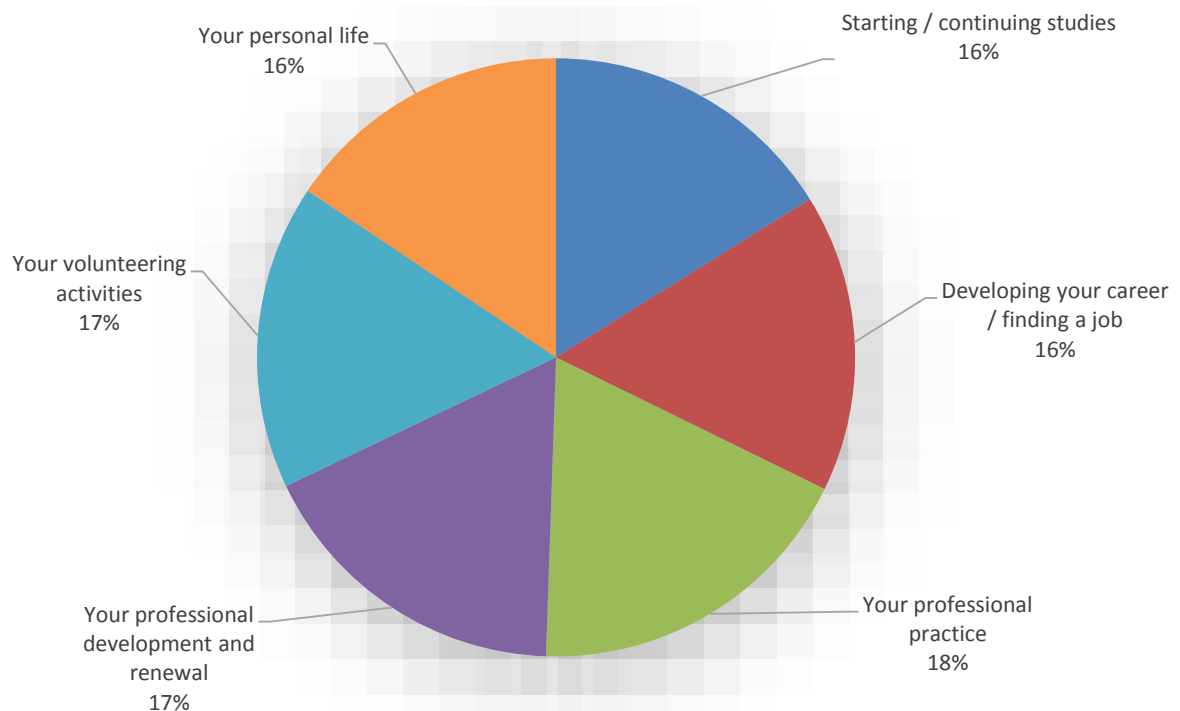
- It wasn't necessary to attempt to create a really complex scenario at the beginning knowing that it would ne most certainly impossible t realise it in practice or it should have been advised by the tutors to make the scenario really really simple
- Storyboard creation. It was not interesting for me personally, but for the first time I had to create one. It was a good exercise
- Teoretic part with storytelling
- No



- I like everything
- All was ok for me
- I like all the programme. I would like to have more days of training
- I like all the programme
- I would have provided a bit more structural guidance. The teachers had been great experts and guided really good through the content, but breaks or self-learning phases could have been announced better
- More participants with the same level cause of different speeds (from very beginners to quite advanced participants)
- The duration could be longer to go deeper for the development
- Sometimes the language problems of the teachers were a bit irritating. It could be possible more productive to group people according to their skills – some were lost and some were further
- I would have suggested starting with the practical exercises earlier. Too much time was dedicated to the conceptual (literature) side of the story – 2 days is too much, in my opinion
- I would have changed the training's Adobe Flash program language from Italian to English. I would have devised more options for beginner's training & self-training follow-up directions
- Information was exposed in the short team without the possibility of exercising every step of acquainting skills. I need more time
- Lack of structured program Longer pauses between the exercises. More trainers (2 for 20 people is not enough)
- The coffeekbreaks in the beginning – because they were to much and long (I like coffeekbreaks – for me 5 minutes are enough) and it is a pity that now we don't have enough time for our own movie and the stop-motion lecture (the beginning I would have liked much faster)
- I found the fact that the program we were using was in English while the program the teacher used for showing was in Italian that made it confusing
- Also teaching skills: how to communicate, basic social competences, how treat a group of pupils as a teacher in this case (simple style for children, foreigners, 50+ age people..)
- I didn't like the way of teaching to much when it came to working on flash because of language confusion (your explanation in English & your program in Italian) & the speed
- Structure & timeframes for certain activities. For example we created a complex story, worked on it for long, but it is not possible to make animation of it in this timeframe
- The structure of the training was not well constructed. I would have done only half a day lecture, has work in group and start the basic of the flash program on the first full day. Secondly I would have started learning technical skills in the morning and afternoon and later continue on. It was difficult that the program in flash was in Italian. I was missing a proper welcome also and introduction in the very beginning. With group project (storyboard). Following days learn the program in the morning by always do exercises together. Individual exercise which is small and after 5 pm group project.
- I think the programme was too much for a week. There were students who didn't know anything about making animation before as we were slow and would need more time to practices. There was some time when nothing happened and we lost time instead of learning. Like the whole concept but beginning of the process of storytelling to making a moving animations is just too much for a single week



Do you think participation in the training will help you in



Other:

- It it gave me more confidence using digital tool for artistic application

Follow-up

How do you plan to communicate or publish about your experience (with your personal and professional relationships)? Please specify.

- Through a presentation for the members of mu NGO
- My closest friends will get a special online report. We will organise 2 or 3 meetings when we will try to plan how to use animation activities in our work with 50+ people
- I will show people at work how to use flash to make their presentation more attractive. Definitely I will tell friends how to use flash and that I had that opportunity to be a member of such a good course abroad. Additionally I'm going to teach my kids how to use flash
- I'll try to use flash animation especially in my work in linguistic project and/in other works. I'll make a short clips which helps learn English faster (for kids)
- I will use social media
- Using mailing list and social networks
- I think that I can use my social/web channels
- Social media and newsletter of my association
- I will work on animations and use it in my friends/professional networks
- I will help organising the pilot and I will ask my friends and colleagues to participate in it to see what learned here. I will present to my colleagues on the meeting. Through personal meeting I will encourage people to use methodology



- With word-of-mouth recommendation, over networking (like Facebook, website, email)
- In both my personal and professional fields I will speak very positively about the experience
- Through Bulgarian Red Cross (BRC) website/social media pages. As part of the BRC's (Refugee Migrant Service) public campaign on work with refugees and successful methods for helping them overcome traumas and initially adapt in Bulgarian society
- Through ARM-BG website. Through newspapers publications & web publications. Through network dissemination. Through dissemination of information among vulnerable groups, refugees and migrants
- To start new educational and training course
- In our organisation's blog arm-bg.blogspot.com, personal blogs, FB page of the project, YouTube channel, social activities, etc
- On the website of Theatre Vision e.V. and on my website. Communication in reports & photos, on Facebook of Theatre Vision e.V
- I will use Facebook to take about the experience in the theatre Facebook group
- Give a workshop in my open youth club
- I will do a pilot in university about storytelling + storyboard for the people I am teaching German in refugees-homes
- I will put results on my personal & professional social media. I will share with IKTE about it
- I will do a pilot project, write an article about my experience and outcomes including encouragement and point out reasons and ways to use it in nonverbal communication methods. Take storytelling visual realisation
- I will tel them and talk about my experiences with my friends, family and of course my colleagues. I am planning to work together with another participant of this week and lead a group of kids as a worker. We're planning to use skills ogf making storytelling and maybe of making animations too.

How do you plan to test out, incorporate this methodology into your work?

- For animation: I would like to suggest stop motion activities as an additional offer of our NGO (targeted especially at children) also as communication and promotional tool – For storyboard: storyboard could be an useful tool for inventing new outdoor/social games/icebreakers
- I will definitively prepare a stop-motions workshop for children and their grandfathers. Later we will try to prepare a course of creating storylines – a topic made not very often
- I will make short animations
- I will organise activities I this field
- I will use in my training activities with young people
- I will use these methodologies in my training activities, especially with youngsters/kids
- I will use what I learnt to be used in the training course in which I am teacher
- I will take aspects of storyboarding-telling into intercultural training. Animation will be adopted into my trainings on digital literacy
- I will use animation methodology. I will prepare new presentation of CRN with using that what I have learned here
- First of all I will test on my own for my own dance performance. I like to apply for a professional work in the field of dance. And parallel I like to include it into my work as a dance educator, eventually in my work as a nurse as well
- Storyboards can prove very useful in communication whenever there is a language barrier.



Animation can also be used for promotion of the organisation and depicting the general idea in a compact and attractive way

- Organising a training event for Bulgarian Red Cross's social workers and volunteers who work with refugees (especially children). On using storyboarding and animation as a means of non-verbal expression and a psycho-social support tool
- To develop specific target group oriented local programs of storytelling & animation training courses. Develop internal group trainings. Improve personal skills
- To start short educational promotional material. To try storytelling in my education video material which are additional to my educational more with children
- Using proposed methodology and skills will help making our work with helping profession specialists richer. Incorporating the new tools is a great new step for us!!!
- I would like to use the storytelling as methodology in workshop that I give and I will use (hopefully I achieve) "flash" for my website and for my professional activities
- As a theatre therapist, I plan to use the knowledge about storyboard to create a story in a group for a play. To help everybody in a course to find a strong that we would like to part o stage
- Work with youths in my open youth club. Create with them a story and a stop motion film
- I plan to use storytelling + storyboard in my German classes, because telling a story without words (in the first place) helps people who don't know too much German yet (or have traumas) & by creating a storyboard in a group they learn how to talk & negotiate about a story
- Storytelling & creating "drawn" visual alter egos can be used in my work
- I will use it as a final possibility animating and work in the process of creation. Animating personal stories individually and in groups for teenagers age. Personally to use it in future website
- I can use storytelling in my therapies even individual and in groups. Storytelling can be a beautiful process.

Do you have a specific idea for a small pilot activity? If so, please describe:

- As I stated above...
- I will practice a little more and later prepare a training for my co-workers at NGO. Then we will organise some activities for our target group (people 50+ and their grandchildren)
- I plan to organise meeting with my co-workers and teach them how to make an animation which they can use in presentation they prepare
- I will make a workshop for children
- I would like to start a school of artists for young people to learn storytelling, storyboard and simple animation in flash
- I would like to organise a specific course for kids in storytelling
- I want to develop a storyboard training course with children using the methodologies coming from this course/workshop. Especially I would like to use the methodologies of subgroups discussions and plenary sessions
- I want to organise a workshop in storytelling for kids between 10-14 years old
- I will perform a short workshop on storyboard-telling
- I will present the concept of preparation of animation movies (drawing, timeline, software) and present the final products to the audience
- There are more ideas. Probably teaching Refugees group storytelling for a project. Or with a disabled person – the method of animation for expression
- Teaching the basics of what I learned to the people I am working with in a similar way to how



the workshop was conducted

- Storytelling workshop for refugees children (provided in coordination with all training participants from Bulgaria) – Storyboarding, animation, drawing
- Organise joint Red Cross & Caritas pilot activity. Prepare & introduce students of intercultural communication to the story-board narrative methodology
- I am working on kids educational project named the sand of the East focused on interaction between Jewish and Bulgarian culture. I will try to supporting presentation with stories and video materials
- Yes! In next few months we (ARM-BG) are going to start a pilot project and implement the skills and approaches, learned from the training in Potenza
- I want to teach some “storytelling” to people in social professions or do a showing of animation movies for old people or...? (it is not fixed yet)
- Because I am doing social theatre I plan to use the knowledge in flash to create an animation for the play. I am already realizing a work together in the team to built for the play
- Storytelling workshop. Stop motion workshop. Poetry/lyric workshop
- I will do a pilot in university about storytelling + storyboard for the people I am teaching German in refugees-homes
- In 3 weeks I have a training for youth workers. I will use visual storytelling there for a professional reflection process
- I have many ideas but I am not sure which one I can actually fulfil. I am not sure I have the proper (basic) technical skill to pass my knowledge on a small scale, but surely use storytelling in my pilot project
- I would create a story with kids and try to make a small moving animation of it

How do you plan to communicate the gained information, experiences with the colleagues and/or members of the sending institution / partner?

- Through an inside training
- Before anything else I will prepare a course for my co-workers. We will also train during professional meetings
- I am going to show them animations prepared during course and tell them how to do it
- I will make a presentation
- I will use social networks
- Using social networks
- Meeting with my colleagues... and talking about the experience
- Social network and local meetings in my association
- I will hold together with my colleagues a report training inside our NGO
- We will prepare a written summary, presentation and discussion about the program of the training, we will share that experience with them to be able to prepare together with them the pilot
- Over telephone, networking, meetings
- I will try to share what I learned so that my colleagues have an understanding of the tools I'm working with and possibly we would make together on future projects
- I plan on sharing verbally my knowledge and show practically my skills with/to my colleagues, so we can discuss together further activities under the project (or as follow-up of it) and implement them in our work with vulnerable groups of refugees
- Verbally describe the gained experiences & possibilities of skills' development. Attract



interested computer experts related to ARM-BG for furthering internal training possibilities

- I will implement my new experiences and skills in working with migrants and refugees
- Via social networks on professional gathering; though applying for co-financing; verbally and electronically sharing and discussing as well as finding a way to do further expand my skills
- Sending report & photos to them. Felling them how it was in a meeting
- In the Theatre Vision e.V. we plan to do a pilot to present an idea of social theatre with the gained knowledge in flash I could provide it with flash animation
- I will evaluate my workshop with Sophie
- It helps to create a pitch film for the theatre projects
- Personal meeting, conferences, website & info letter, organisational workshops
- Verbally and writing
- We'll train about it and it's necessary write a feedback or an article about my experience

Please provide any comment you feel can be useful for the implementation of Erasmus+ training or regarding your experience

- It was amazing!
- It was a wonderful experience! Thanks to everybody!
- Each project meeting/workshop is always a new life experience. I like this and will use the methodologies coming from this workshop to develop the next workshop in the best possible way
- Very nice experience
- I enjoyed the training and loved the setting. Due the technical reasons the course had been based on one software (adobe flash), I recommend to check if the course could be based on open source software. In order to foster the usage of animation
- It was amazing training. It was well organised and the knowledge and pedagogical presentation of trainers was very useful and great. But sometimes would be better to get more information about the level of participants before to organised training to carry participant
- For me this experience was very strong. I am deep touched. And as it was healing for my soul and mental being, also for my physical balance in life. Thank you very much for this possibility
- Speaking of this particular cartoon-making training, I have a critical remark for the trainers. In the very beginning, they should have warned us that we have to come up with simple ideas for the final animation – ideas that are actually applicable and easy to put into practice, given the complexity of the program Adobe Flash and our lane of initial skills. On the other hand, this training motivated me for thinking about future project proposals under Erasmus + with partner organisations
- Plan for developing further projects aimed of this training achievements development. I would appreciate working on further projects with “the artist within” current partners. Will do my best to extend the current project implementation possibilities
- Finding new partners with similar ideas. This is my first Erasmus + projects and gives me overview on the organisation implementation and disseminations of the results
- The whole experience was rich and plenty of good vibes which was a result of different personalities gathered for the project. I would continue the partnership with the organisations involved
- I think there could have been more structure like creeping the timetable & more common



activities in the beginning to know each other better (also non-sitting and outside activities). Sometimes I felt that I understand much better if the teachers come to me to help me and are not standing in front to tell something. May be they could have talked in Italian with a translation, from time to time it seemed to be difficult that all necessary information arrived to people. At the beginning my impression was that the atmosphere was not concentrated – everybody was doing something on his computer (eg writing emails) I wished to have some more common focus. I liked a lot the trip to Matera & I liked the teachers.

- On coming projects it might be useful to find all teachers have good English talking abilities. Because in the beginning I felt it hard to follow sometimes. I had the feeling some things got lost in translation in the storytelling part
- I get the information that the members, the people who are participants in this workshop are nearly the same in completely different Erasmus + Projects! I think this is not fair to other possible participants, who are passionate and get a chance like me. Just to give other participants this some chance to have great experiences like me in this kind of workshop! Especially for those who don't have enough money to do this!
- Since I am really deploring we missed my favourite part of the training (stop motion pixilation) it would be good more attention to the time
- I see Andrea & GL as very nice & professional people, ready to help any time what is a problem that teaching something you know requires different knowledge (how to structure a learning process, timing, group dynamics) I felt that this part could be improved. I am also sad that we worked on a story that can not be animated during the training. As there is no time for it. Still I want to express that I really appreciate the trainers I like their presence, creativity & helpfulness + jokes
- People welcome of introduction of each other in the very beginning (missing). Step to step continuously working on project in group (preferably international groups) linking days together. Training skills not at 6 pm when we are all very tired (lecture, technical skills)
- It would be crucial to have a nice, real welcome to the whole group at the very beginning. We should have always in international groups not allowing to form national groups because it's a European training concerning different people and culture. And we should make with this group every day and more different tasks every day not just occasionally. Because the organisers planned too much for this week from the beginning of storytelling to making moving animation we didn't have enough time in practise the skills of flash or finish our project with the group. I don't think (I' not sure) when I go home I really will able to use my skills of making moving pictures.